



**wateroam**<sup>®</sup>

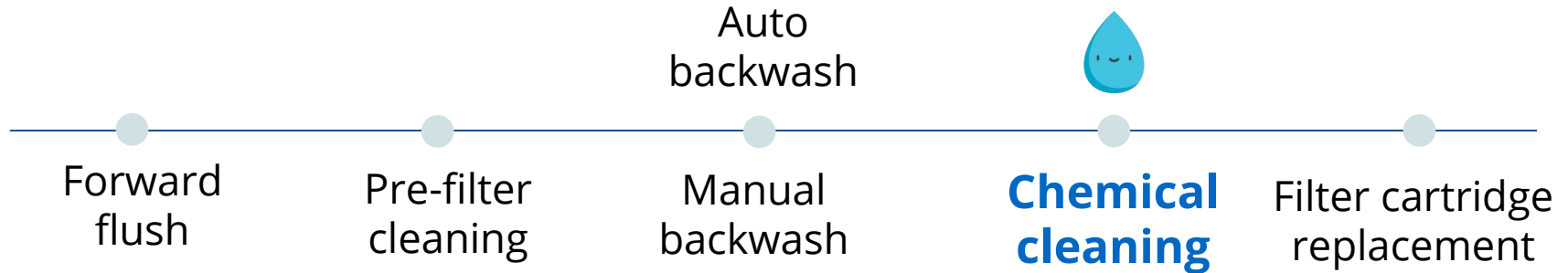
**ROAMfilter Plus User Guide**  
Maintenance: Chemical Cleaning

© 2020

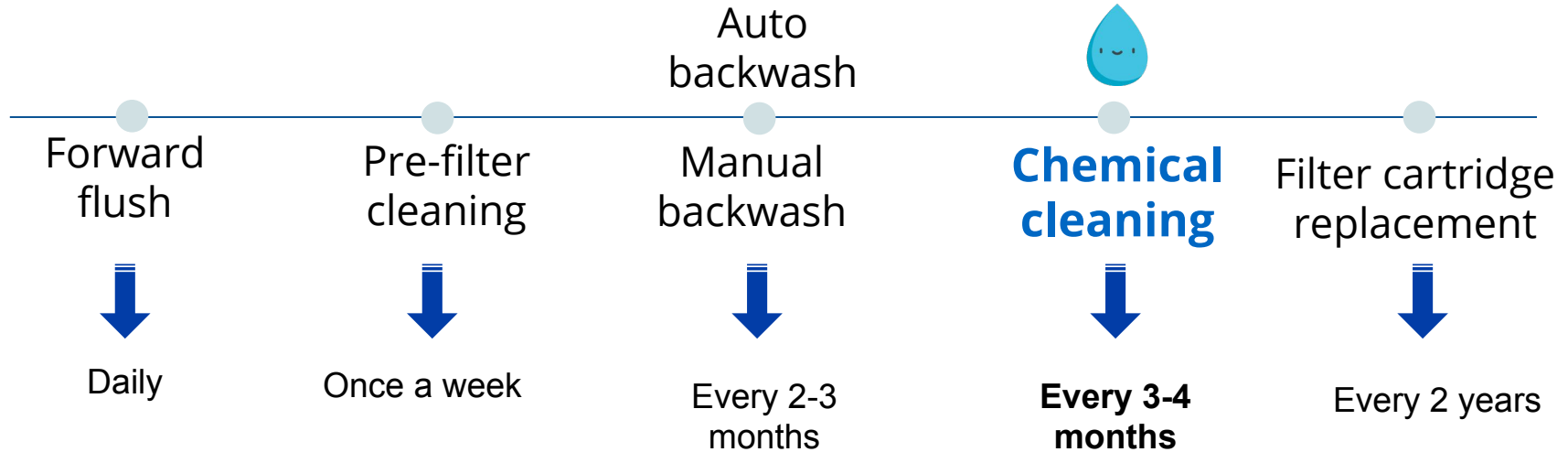
**BUILDING A WORLD WITHOUT PROLONGED THIRST**

# Overview

6 maintenance processes to follow for good continued operation:



# Recommended maintenance frequency:

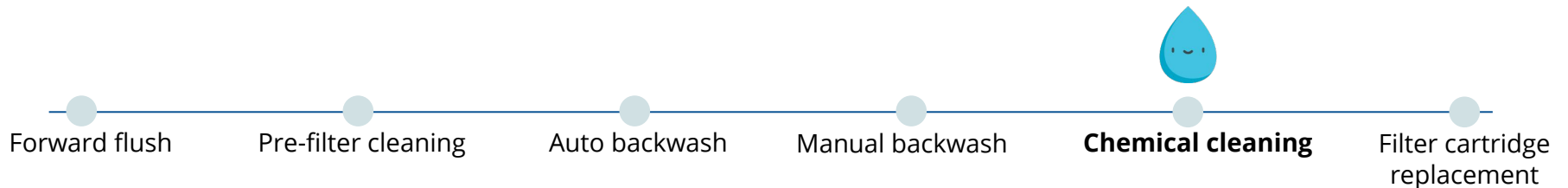


\*Disclaimer: product maintenance may vary based on context

# Purpose of Chemical Cleaning

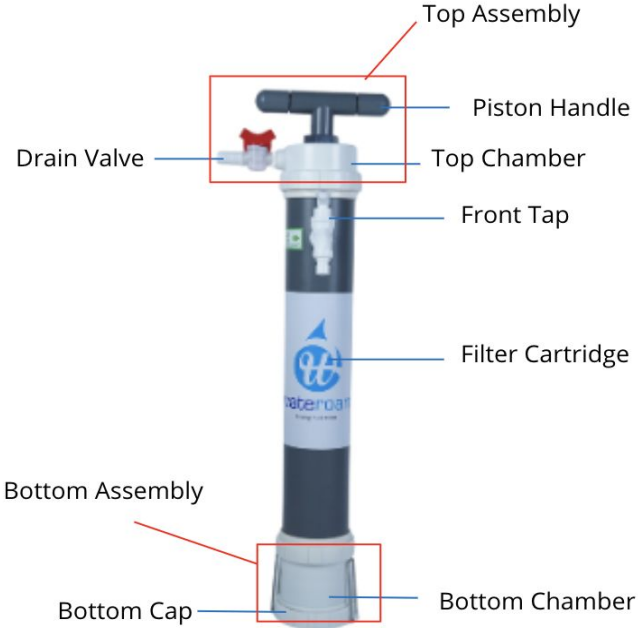
Why conduct chemical cleaning?

- Chemicals such as chlorine/sodium hypochlorite act as a disinfectant and can kill any bacteria that have accumulated in the filter.
- If the filter has not been used for a sustained period of time, bacteria can build in the filter and a chemical cleaning should be conducted before using the filter again

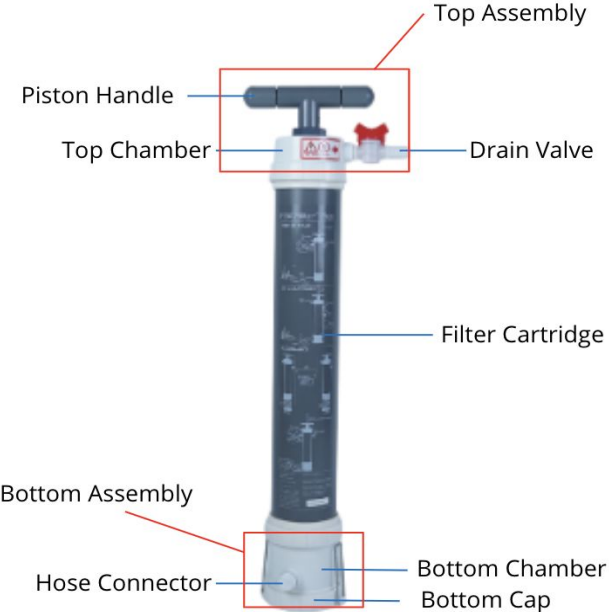


# Key Components of the ROAMfilter Plus:

## Front View



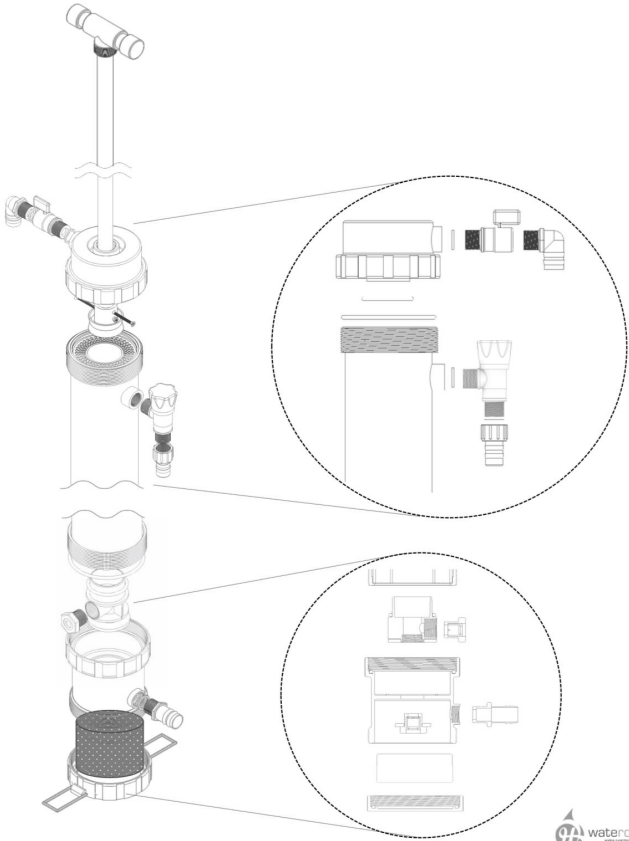
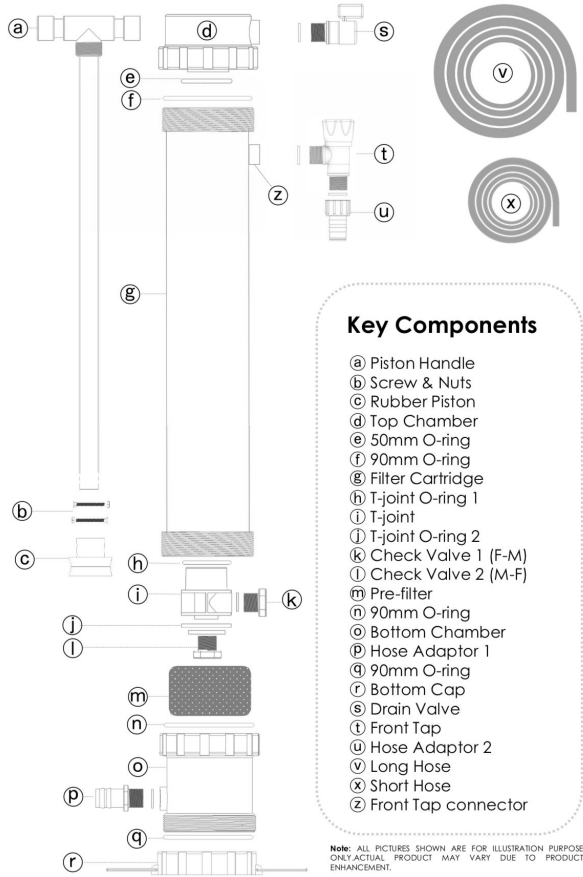
## Back View



**Note:** A detailed version can be found in your ROAMfilter Plus Instruction Manual



# Key Components of the ROAMfilter Plus:



**Note:** A detailed version of the Key Components can be found in your ROAMfilter Plus Instruction Manual



# Video Tutorial: Chemical Cleaning

*Click here for the: [ROAMfilter™ Plus Chemical Cleaning video](#)*

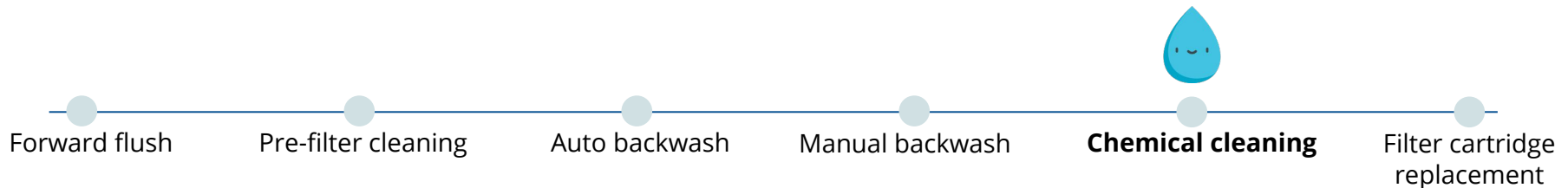


Add to 20L of clean water and stir to mix

# Chemical Cleaning

## Important pointers:

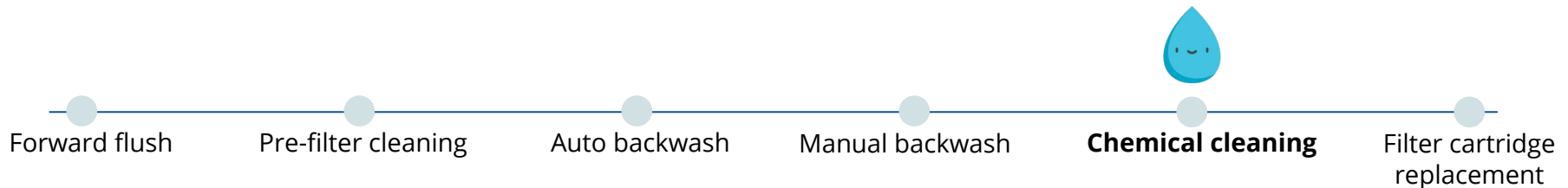
1. Conducted once every 3-4 months.
2. Check that bleach solution does not have added fragrance/ chemical additives.
3. Pump through 10 -15 times to disinfect thoroughly. If the filtered water smells strongly of chlorine, continue pumping until the smell is gone.
4. **Adjust volume of bleach added based on concentration.**





# Chemical Cleaning

For every <b>20L</b> of clean water add the following amount of Household Bleach						
Concentration of Sodium Hypochlorite (NaOCl) in Bleach	5%	6%	7%	8%	9%	10%
Volume of Household Bleach	40mL	33mL	28mL	25mL	22mL	20mL



# Thank You

**Any questions?**

**Contact details:**

Phone number: +65 6303 0603

Email: [support@wateroam.com](mailto:support@wateroam.com)